


Combination arrester, 3-pole + NPE



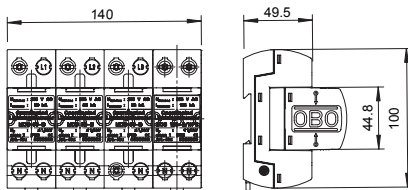
Combination arrester, 4-pole, for use in TN-S and TT networks.



Completely pre-terminated and ready for connection, consisting of:
MCD 50-B: Coordinated lightning current arrester, type 1 (Class B) to EN 61643-11 and
MCD 125-B/NPE: Coordinated N-PE spark gap, type 1 (Class B) to EN 61643-11 for use
in TN- and TT systems. Interface 0 to 1 according to lightning protection zone concept according to IEC 61312-1 and VDE 0185-305 (IEC 62305).

- Arresting capacity 50 kA (10/350 μ s) per pole (L-N)
- Arresting capacity 125 kA (10/350 μ s) per pole (N-PE)
- Conforms to VDN Directive 2nd Edition 2004
- Protection level < 1.3 kV
- Line follow current quenching 25 kA I_{peak}
- Incl. plug caps for identifying the connections
- Encapsulated, non-extinguishing spark gap

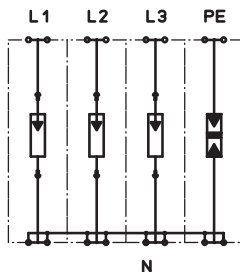
Dimensions



Application: Lightning protection equipotential bonding in buildings with external lightning protection of Class I to IV and in standard distributor housings.

Type	Highest Version continuous voltage V	Pack. pcs	Weight kg/100 pcs.	Item No.
MCD 50-B 3+1	255 3 + NPE	1	168,000	5096879

Connection options



MCD 50-B 3+1

Nominal voltage V	U _N	230
SPD to EN 61643-11		Type 1+2
SPD to IEC 61643-11		Class I+II
Lightning protection zone LPZ		0-2
Impulse discharge current (10/350) kA	I _{imp}	50
Total discharge current (10/350) kA	I _{total}	125
Nominal discharge current (8/20) kA	I _n	50
Arrester surge current (8/20) [total] kA	I _{total 8/20}	125
Voltage protection level kV	U _p	1
Response time ns	t _A	<100
Follow current quenching capacity (eff) [N-PE] kA	I _{in}	10
Maximum back-up fuse A		500
Temperature range °C	θ	-40-85
Division unit TE (17.5 mm)		8
Protection rating		IP20
Connection cross-section rigid mm ²		10-50
Connection cross-section, multi-wire mm ²		10-35
Connection cross-section, flexible mm ²		10-25