


Lightning current arrester, 3-pole + NPE



LightningController-Set, 4-pole, for use in TN-S and TT networks:

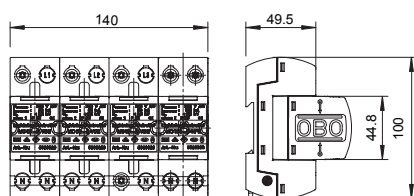


Completely pre-terminated and ready for connection, consisting of:
MC 50-B VDE: Lightning current arrester, type 1 (Class B) to EN 61643-11 for interface 0 to 1 (LPZ) according to lightning protection zone concept to IEC 61313-1 and DIN VDE 0185-305.

MC 125-B/NPE: N-PE spark gap, type 1 (Class B) to IEC 61643 for use in TN-S and TT systems.

- VDE test marks
- Conforms to VDN Directive 2nd Edition 2004
- Cover and base, plug-in cover
- Arresting capacity 125 kA 10/350 μ s
- Voltage protection level < 2,0 kV
- Line following current quenching 25 kA I_{peak}
- Incl. plug caps for identifying the connections
- Encapsulated, non-extinguishing spark gap: can be used in standard distributor housings

Dimensions



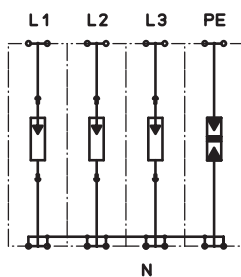
Application example: Lightning current arrester in accordance with VDN Directive 2nd Edition 2004 for pre-meter area.

Note: Required as decoupling length for surge voltage protection of 5 m of cable.

Type	Highest Version	Pack. pcs	Weight kg/100 pcs.	Item No.
continuous voltage				

MC 50-B 3+1	255	3 + NPE	1	168,000	5096878
-------------	-----	---------	---	---------	---------

Connection options



MC 50-B 3+1	
Nominal voltage V	U _N 230
SPD to EN 61643-11	Type 1
SPD to IEC 61643-11	Class I
Lightning protection zone LPZ	0→1
Impulse discharge current (10/350) kA	I _{imp} 50
Total discharge current (10/350) kA	I _{total} 125
Nominal discharge current (8/20) kA	I _n 50
Arrester surge current (8/20) [total] kA	I _{total 8/20} 125
Voltage protection level kV	U _p < 2,0
Response time ns	t _A < 100
Follow current quenching capacity (eff) [N-PE] kA	I _{fi} 25
Maximum back-up fuse A	500
Temperature range °C	θ -40-85
Division unit TE (17.5 mm)	8
Protection rating	IP20
Connection cross-section rigid mm ²	10-50
Connection cross-section, multi-wire mm ²	10-35
Connection cross-section, flexible mm ²	10-25