

1. Introduction

- 1.1** These installation instructions apply to the Novaris range of surge counters with the following catalogue numbers:
- TSC1-IP65 • TSC1-DIN • TSC1-DIN-EC
- 1.2** These products are used to count the number of surges experienced at a site. The TSC1-DIN-EC also doubles as an earth clamp. This eliminates the problems associated with having two separate earths by clamping the two together during a surge.
- 1.3** Installation must be performed by a suitably qualified person in accordance with applicable wiring standards.



Figure 1: TSC1-IP65 & TSC1-DIN

2. Installation of TSC1-IP65

- 2.1** Using the clamps provided, the TSC1-IP65 model is simply clamped to a downconductor (as shown in Figure 2) or to an earth return conductor of a surge diverter or surge filter.



Figure 2: Installation of TSC1-IP65

3. Installation of TSC1-DIN & TSC1-DIN/EC

- 3.1 TSC1-DIN:** If using a MEN wiring system, the TSC1-DIN should be connected between the neutral terminal of a surge filter or surge diverter and the neutral bar for the system. In a non MEN system the TSC1-DIN should be connected between the earth terminal of a surge filter or surge diverter and earth. Lead lengths must be kept as short as possible.
- 3.2 TSC1-DIN/EC:** The TSC1-DIN-EC model is connected between two different earthing systems as shown in Figure 4. Again, lead lengths must be kept as short as possible.
- 3.3 Earth:** All units should be mounted on a DIN rail. For safety it is crucial the DIN rail is electrically connected to earth.
- 3.4 Display unit:** The display unit is connected as shown in Figure 6. The connecting leads do not need to be kept short but should be routed away from electrically noisy environments. This allows the display unit to be panel mounted in a convenient location.

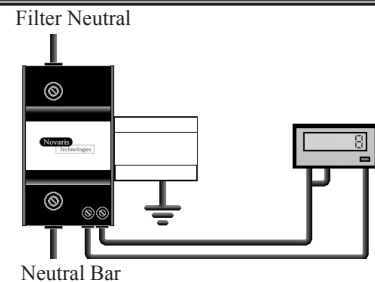


Figure 3: Installation of TSC1-DIN in MEN system

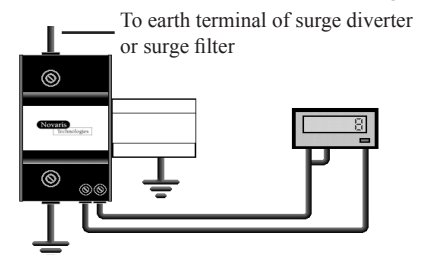


Figure 4: Installation of TSC1-DIN in Non MEN system

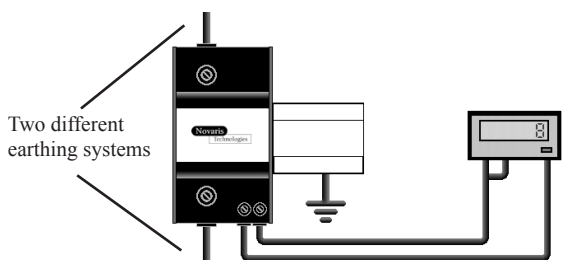


Figure 5 : Installation of TSC1-DIN-EC

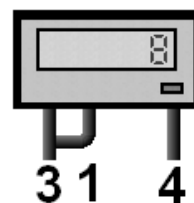


Figure 6 : Wiring Display Unit

Novaris

72 Browns Road, Kingston, TAS. 7050
AUSTRALIA
Telephone +61 3 6229 7233
Facsimile +61 3 6229 9245
E-mail sales@novaris.com.au
Web site www.novaris.com.au